

Deluxe Range Tahiti

FEATURED JETS



35 Total Jets



1 x 5 inch Jets



11 x 4 inch Jets



23 x 2.2 inch Jets




FEATURES


People	3
Dimensions	2130 x 1650 x 870 mm
Seat layout	4 seat
LED Lighting	✓
Music	Bluetooth
Ozone	✓
Insulation	Platinum Premium Shield
Electrical Supply Required	13 AMP
Heater	2kw
Pumps	1 x 2 HP
Circulation Pump	1 x 0.5 HP

CHOOSE YOUR COLOUR


SHELL COLOURS



Sterling Silver




Midnight Canyon



Odyssey

CABINET COLOURS



Grey

FILTER REQUIRED

SS01 x 1